

Activity No. : 1

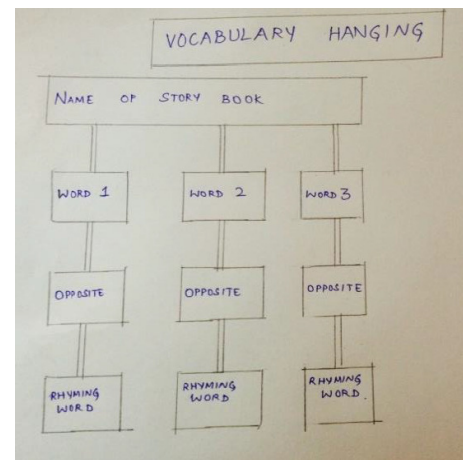
Subject / Theme : Reading

Title : Reading

1. Read and enjoy the following stories:

- The Gingerbread Man
 - Snow White and the Seven Dwarfs
 - Cinderella
 - Hansel and Gretel
 - The Elves and the Shoe-maker
 - Little Red Riding Hood
 - Panchatantra Tales
 - Or any other interesting story
- ✓ Learn any two stories to narrate it in the class using any props (**Face masks, Hand puppets, Flash cards**)
 - ✓ Make a '**Vocabulary Hanging**' from the stories you have read on A-3 size sheet. (**See the sample below**)


WORD	OPPOSITE	RHYMING WORD



✓ **SPEAKABOO**

We all like to listen to or read stories. In the movie, Baby Bink also had a favourite book which he called 'BOO-BOO'

Please watch the movie 'Baby's Day Out' with your family.



After watching the movie, choose any 15 to 20 new words that you learnt from the movie.

Make a Vocabulary Booklet - Write the words in a coloured sheets or a scrap book and draw/paste a picture to represent the word, as shown in the image. Learn to use these words in sentences so as to speak in front of the class as a **SPEAKABOO ACTIVITY** when you join back the school. This is a project based learning activity.

Activity No. : 1B

Subject / Theme : Well Being

Title : Working on our Vacation Routine

TV Time

Let us ensure that TV / Mobile Phone / Computer time is minimized for our children. Activities that involve physical exercise are recommended over TV Time.

However, in case of TV Time, let us focus our energies into watching the following channels :

- National Geographic (Nat Geo English)
- Discovery (English)
- Discovery Kids (English)
- Animal Planet
- Epic

Social Development

Let us ensure our children use magic words on a regular basis. Be a role model for our children and use these words yourself as well around our children.

Magic words like : Please, Thank You, Sorry, Etc.

Also, greeting/wishing each other is another habit which we should inculcate in our children.

Outdoor Activities

Involve your child in some outdoor games like :

- Hide and Seek
- Kho Kho
- Etc.

Care and Concern

Develop a culture of looking after family members on a regular basis. Looking after our Grandparents, Parents, Siblings, Etc.

Helping our family around the house with their tasks.

Respecting every individual around in and outside the house.

Plants around us

- Adopt a small plant in your neighborhood area or get a small potted plant at home.
- Water it regularly with your child. Guide you child to water it on a daily basis.

Activity No. : 1C

Subject / Theme : Social Development

Title : Family Bonding

Let us do some little things every day with our child.

- Give your child a hug & say "I love you."
 - Praise your child.
 - Talk to your child.
 - Count with your child.
 - Listen to music with your child.
 - Involve your child in cleaning activities.
-

Activity No. : 1D

Subject / Theme : Social Development

Title : Bed Time Race

- Time : 15 minutes
- Materials : Small Timer
- Directions :
 - Children love challenge, and you can use that to your advantage at bedtime.
 - Set a small timer for 15 minutes as a signal for your child to run for the bedroom
 - Change clothes, brush his/her teeth and hop into bed.
 - Your child wins if the timer has not gone off.
- Learning outcomes :
 - This fun loving activity will be an encouragement for children to understand the importance and value of time and to learn to do their work within the specified time.

Activity No. : 2

Subject / Theme : Creativity and Aesthetics

Title : Stick Puppets

Make a stick puppet of your favorite animal or bird.

1. Material Required :

- a. Ice-cream stick
- b. A4 size colored sheet
- c. Colors, pencil etc.

2. Method

- a. Draw animal or bird of your choice.
- b. Now color and cut it .
- c. Paste a stick backside of the cutout
- d. Now your stick puppet is ready for a show



Activity No. : 3

Subject / Theme : Mathematics (Analytics)

Title : Clock

Let us try to make our own clock.

1. Take a card board and draw a circle on it.
2. Now cut it and color it.
3. Write numbers on it with the help and guidance of your family members.
4. Make two moving hands of clock using cardboard
 - a. One Smaller : Hour Hand
 - b. One Bigger : Minute Hand
5. Now place these hands at the middle of the clock with the help of a Thumb Pin.
6. See if your clock hands move properly.
7. Draw your favorite cartoon character on a separate card board
8. Paste your Clock on the new card board that you have designed and made.
9. Stick a Small Band / Thread (Ribbon) on the top of this Card Board to help hang the clock
10. Your clock is now ready.

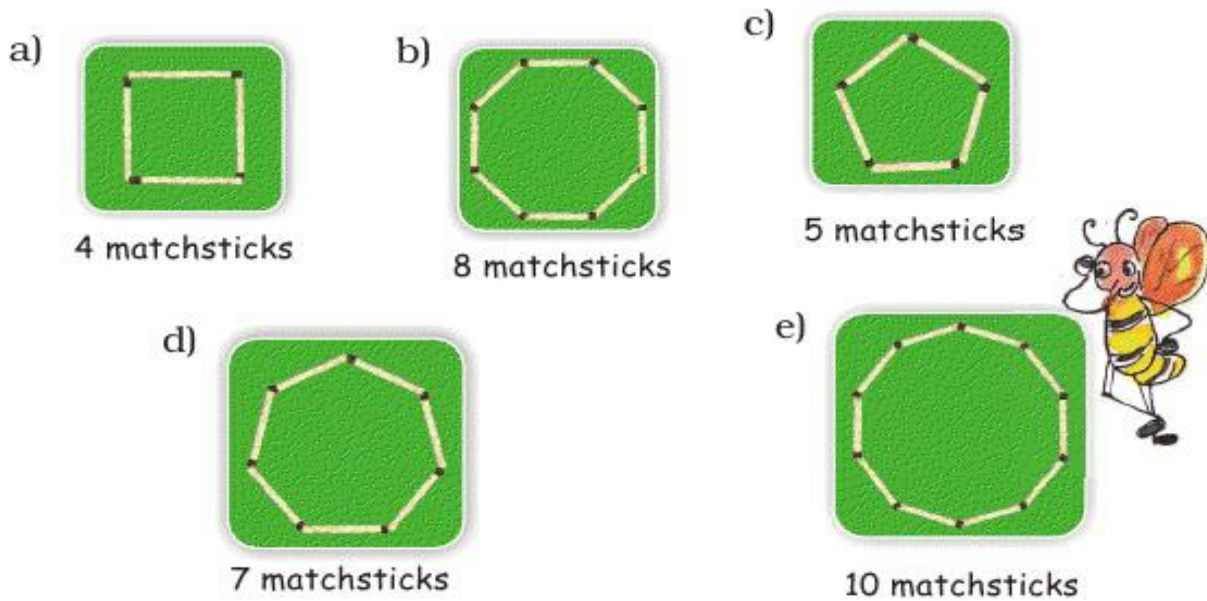


Activity No. : 4

Subject / Theme : Mathematics

Title : Shapes and Number Names

1. Take some ice-cream sticks/match-sticks on A-3 size sheet using different geometrical shapes.



2. Revise your Number Names in a Fun manner: Do it on A-3 sheet.

Family Member	Name	Age (figures)	Number Names
Brother			
Sister			
Friend 1			
Friend 2			

Activity No. : 5

Subject / Theme : Mathematics

Title : Find the Hidden Number - Names

