

Activity No. : 1A

Subject / Theme : English Language

Title : Fun Reading

Task 1

- **Step – 1** Read Lesson "Baby Caterpillar" thoroughly.
- **Step – 2** Find out ten difficult words from the lesson.
- **Step – 3** Write their meanings and make sentences.
- **Step--4** Make a Caterpillar with the help of egg carton.

Task 2

- **Step – 1** Read Lesson "My First Day At School" thoroughly.
- **Step – 2** Get some pictures of yourself as a little child. Choose the ones that you like the most. On a chart paper, make collage with these pictures.
- **Step – 3** Find out ten difficult words from the lesson.
- **Step – 4** Write their meanings and make sentences.

Task 3

Read the following story aloud

Cody and his sister April decide they want a dog. They head down to the local pet store and have a look around.

It is a very small pet store that doesn't have many animals.

The owner of the shop is a nice old man named Mr. Smith. He walks over and greets Cody and April.

"How can I help you?" he asks.

"We would like to buy a dog," April responds.

"Ah, well, we are not a big pet shop," Mr. Smith tells her. "So we only have two dogs to choose from."

They ask Mr. Smith to show them the dogs.

Mr. Smith leads them to the back of store where the two dogs are. One of them is a very big bulldog named Buster. The other is a very tiny named Teacup.

April wants Teacup. Cody wants Buster. They walk outside to discuss.

They can't agree on a dog. April suggests they race home for it. The winner of the race chooses the dog.

Cody agrees, then tells April her shoelace is untied. When April looks down, he runs off and gets a head start.

Cody runs as hard as he can. He really wants that bulldog. He looks back. April is so far behind he can't even see her.

Activity No. : 1B

Subject / Theme : English Language

Title : Movie Time

- Step - 1 : Watch the movie “Jumanji” (English).
- Step - 2 : Give the answer of the following questions:

What lesson do we learn from the movie ?

From the movie, draw your favorite character in the space below and write 4 sentences about the character drawn ?

Activity No. : 2A

Subject / Theme : Health and Well Being

Title : Make a list of all the Food Items you consume in a day.

Healthy Food	Unhealthy Food / Junk Food	Milk Products

Activity No. : 2B

Subject / Theme : Health and Well Being

Title : Watermelon Slush

Ingredients

- 5 cup diced seedless watermelon,
- 2 tablespoon sugar,
- Juice of 1 lime,
- 2-3 ice cubes.

How to make

- Combine and mix watermelon, sugar, lime juice, and ice cubes.
- Blend all the ingredients together.
- Pour it into the glass.
- Your watermelon slush is ready.




Activity No. : 3 A

Subject / Theme : English Language

Title : Nouns

1. Take out your Book and Note-Book from your Bag.
2. Revise the topic of "Nouns" from your Book and Note-Book.

NOUN Test



1. What is a noun?
 - a. action word
 - b. describing word
 - c. person, place, or thing
2. Circle the nouns in the sentence below:

The dog ran through the mud with his bone.
3. The word "library" is a:
 - a. person
 - b. place
 - c. thing
4. Write 3 nouns that name a place:
 1. _____
 2. _____
 3. _____

Activity No. : 3 B

Subject / Theme : English Language

Title : Fun Reading

1. Collect 26 plastic bottles / caps.
 2. Write the letters of the alphabet (a-z) on them.
 3. Use the plastic bottle caps to form new words and read them.
-

Activity No. : 3 C

Subject / Theme : English Language

Title : Play with alphabets

1. Write the names of your 20 friends.
 2. Now, arrange your friend's names in alphabetical orders in your notebook.
-

Activity No. : 3 D

Subject / Theme : English Language

Title : Enhancing Writing Skills.

Write one page of handwriting daily in the given notebook.

Activity No. : 4A

Subject / Theme : Env. Sc.

Title : Children Scrapbook

- **Step – 1** : Create a small scrapbook and name it "My Childhood".
 - **Step – 2** : Paste pictures of every birthday you have celebrated since your birth.
 - **Step – 3** : Write about any interesting incident that you have seen at home or school and also your likes and dislikes.
-

Activity No. : 4B

Subject / Theme : Env. Sc.

Title : Clothes : Story time

1. Collect samples of different fabrics from a tailor.
 2. Draw a scene from your favourite story on a chart paper.
 3. Cut the fabric into various shapes as required to fill up the drawings (Like Colours).
 4. Paste them on the drawings.
-

Activity No. : 4 C

Subject / Theme : Env. Sc.

Title : Growing Up

Step 1- Take some seeds of green gram.

Step 2- Put them in wet cotton.

Step 3- See how seedlings come out from the seeds in the next few days.

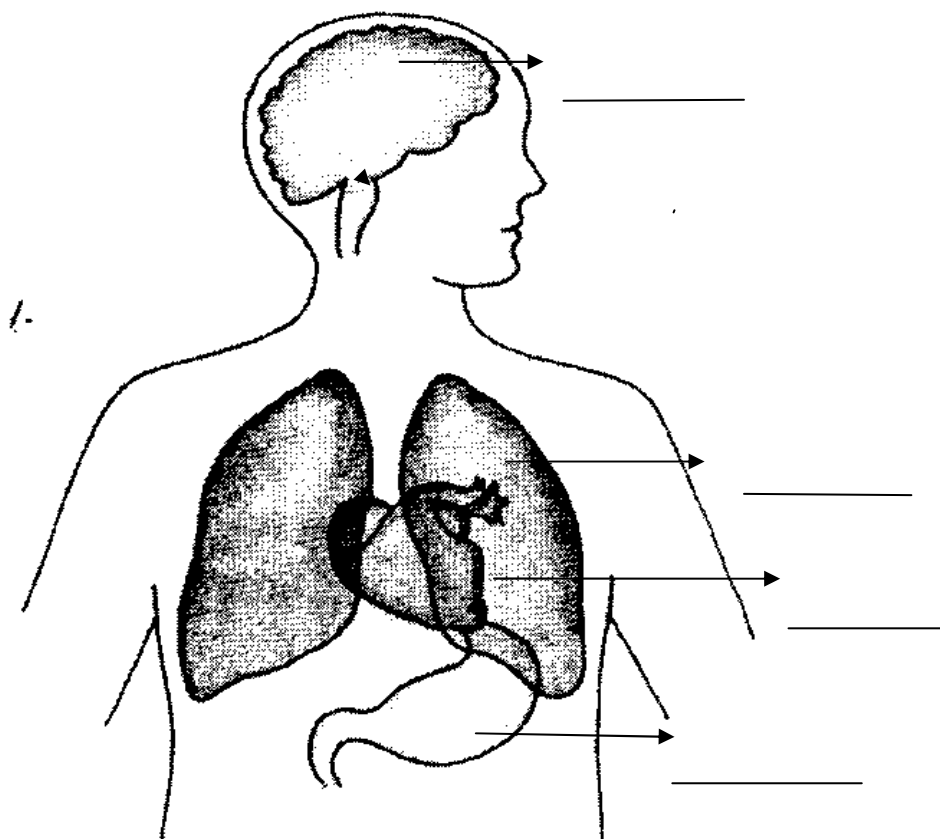
Step 4- Now, take kidney beans, soak them, put them in wet cotton and find out how much time the seeds of kidney beans take to grow into seedlings.

Activity No. : 4D

Subject / Theme : Env. Sc.

Title : How Our Body Works

Label the parts.



Activity No. : 5A

Subject / Theme : Env. Sc.

Title : Types of Houses (Optional Activity)

How many types of houses do you remember ?


- **Step – 1** : Take a crayon of any color of your choice with a white paper and make a list of different types of houses.
 - **Step – 2** : Draw a collage on A4 Sheet showing different types of houses.
-

Activity No. : 5B

Subject / Theme : Env. Sc.

Title : Scrap Book – The Clothes we wear (Optional Activity)

- **Step – 1** : Make a list of different types of clothes you wear in different seasons.
- **Step – 2** : Make a scrap book with beautiful pictures on these different types of clothes.



Activity No. : 6

Subject / Theme : Env. Sc.

Title : Environment Day Activity

Environmental day is on 05 June....

Task 1

- Think of any 3 things you can do to save the environment this summer and practice them with your family.
- List out your efforts in your Note Book.

Task 2

- Make a beautiful poster to give message on “Save our Environment”.
- Also write a slogan on it, using half white pastel chart.

Task 3

- Give water regularly to at-least 5 plants in your neighborhood.
-

Activity No. : 7

Subject / Theme : Academic Revision

Title : Revision

Revise the following topics (use your school Books and Notebooks) :

Day 1 : How Our Body Works

Day 2 : Growing Up

Day 3 : Our Family

Activity No. : 8

Subject / Theme : Mathematics

Title : Number Game

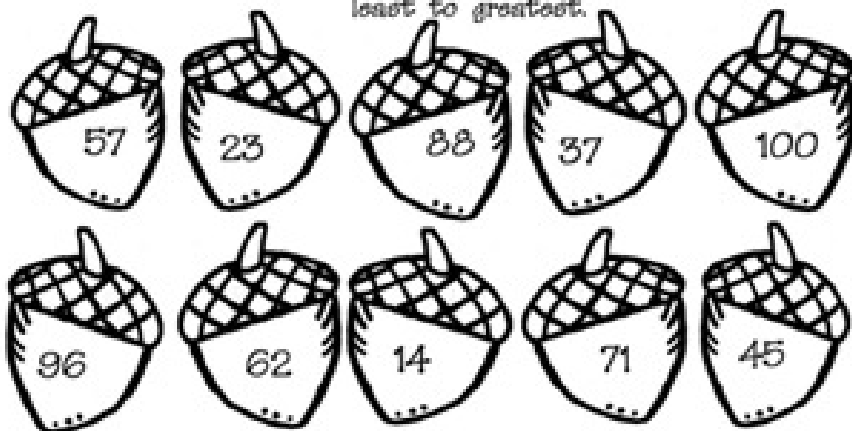
Task : Odd - Even

ACORN MATH

Squirrel has buried ten acorns. Circle the even numbers. Put an "X" on the odd numbers. Color the picture.



Bonus: Cut the acorns out and arrange them in order from least to greatest.



Activity No. : 9

Subject / Theme : Mathematics

Title : Number Games

Task 1 : Write number-names of the following in the given box.

Digits	Number names
909	
632	
910	
400	
512	
289	

Task 2 : Sort the following numbers in ascending order..

2 , 34 , 12 , 23 , 78 , 45 , 89 , 67 , 56

___ , ___ , ___ , ___ , ___ , ___ , ___ , ___ , ___

Task 3 : Now, put even numbers in Box A and odd numbers in Box B

Odd Numbers	Even Numbers

Box A **Box B**

Activity No. : 10

Subject / Theme : Mathematics

Title : Calendars

- **Step – 1** : Use calendar and answer these questions.
- **Step – 2** : Write every answer with a different color.

How many days are there in February 2017 _____ ?

A leap year has _____ days.

Which day follows Friday _____ ?

What is the date one week after March 10th _____ ?

Which month follows March _____ ?

How many Sundays are there in June 2017 _____ ?