

Activity No. : 11

Subject / Theme : Mathematics

Title : Fun with Numbers

Add the numbers and write down the correct answer.

$$\begin{array}{r} 1) \quad 537 \\ + 132 \\ \hline \hline \end{array}$$

$$\begin{array}{r} 2) \quad 231 \\ + 324 \\ \hline \hline \end{array}$$

$$\begin{array}{r} 3) \quad 636 \\ + 141 \\ \hline \hline \end{array}$$

$$\begin{array}{r} 4) \quad 235 \\ + 163 \\ \hline \hline \end{array}$$

$$\begin{array}{r} 5) \quad 431 \\ + 316 \\ \hline \hline \end{array}$$

$$\begin{array}{r} 6) \quad 341 \\ + 610 \\ \hline \hline \end{array}$$

$$\begin{array}{r} 7) \quad 727 \\ + 041 \\ \hline \hline \end{array}$$

$$\begin{array}{r} 8) \quad 033 \\ + 153 \\ \hline \hline \end{array}$$

$$\begin{array}{r} 9) \quad 132 \\ + 306 \\ \hline \hline \end{array}$$

$$\begin{array}{r} 10) \quad 221 \\ + 330 \\ \hline \hline \end{array}$$

$$\begin{array}{r} 11) \quad 222 \\ + 254 \\ \hline \hline \end{array}$$

$$\begin{array}{r} 12) \quad 405 \\ + 120 \\ \hline \hline \end{array}$$

$$\begin{array}{r} 14) \quad 636 \\ + 032 \\ \hline \hline \end{array}$$

$$\begin{array}{r} 15) \quad 330 \\ + 510 \\ \hline \hline \end{array}$$

$$\begin{array}{r} 16) \quad 027 \\ + 051 \\ \hline \hline \end{array}$$

$$\begin{array}{r} 17) \quad 707 \\ + 151 \\ \hline \hline \end{array}$$

Activity No. : 12

Subject / Theme : Mathematics

Title : Fun with Numbers

Task 1 : Expanded Form

Numbers: Expanded Form

Write the **expanded form** of the numbers below.

$23 = 20 + 3$	$55 = \underline{\quad} + \underline{\quad}$
$17 = \underline{\quad} + \underline{\quad}$	$89 = \underline{\quad} + \underline{\quad}$
$96 = \underline{\quad} + \underline{\quad}$	$42 = \underline{\quad} + \underline{\quad}$
$74 = \underline{\quad} + \underline{\quad}$	$68 = \underline{\quad} + \underline{\quad}$
$31 = \underline{\quad} + \underline{\quad}$	$26 = \underline{\quad} + \underline{\quad}$

Fill in the numbers to complete each addition sentence.

$\underline{\quad} = 10 + 2$	$\underline{\quad} = 20 + 4$
$\underline{\quad} = 40 + 8$	$\underline{\quad} = 70 + 3$
$\underline{\quad} = 90 + 1$	$\underline{\quad} = 30 + 7$
$\underline{\quad} = 50 + 6$	$\underline{\quad} = 60 + 9$

Task 2 : Ascending Numbers : Put the following numbers in Ascending Order.

18	35	5	21	13	40	*							
----	----	---	----	----	----	---	--	--	--	--	--	--	--

Task 3 : Descending Numbers : Put the following numbers in Descending Order.

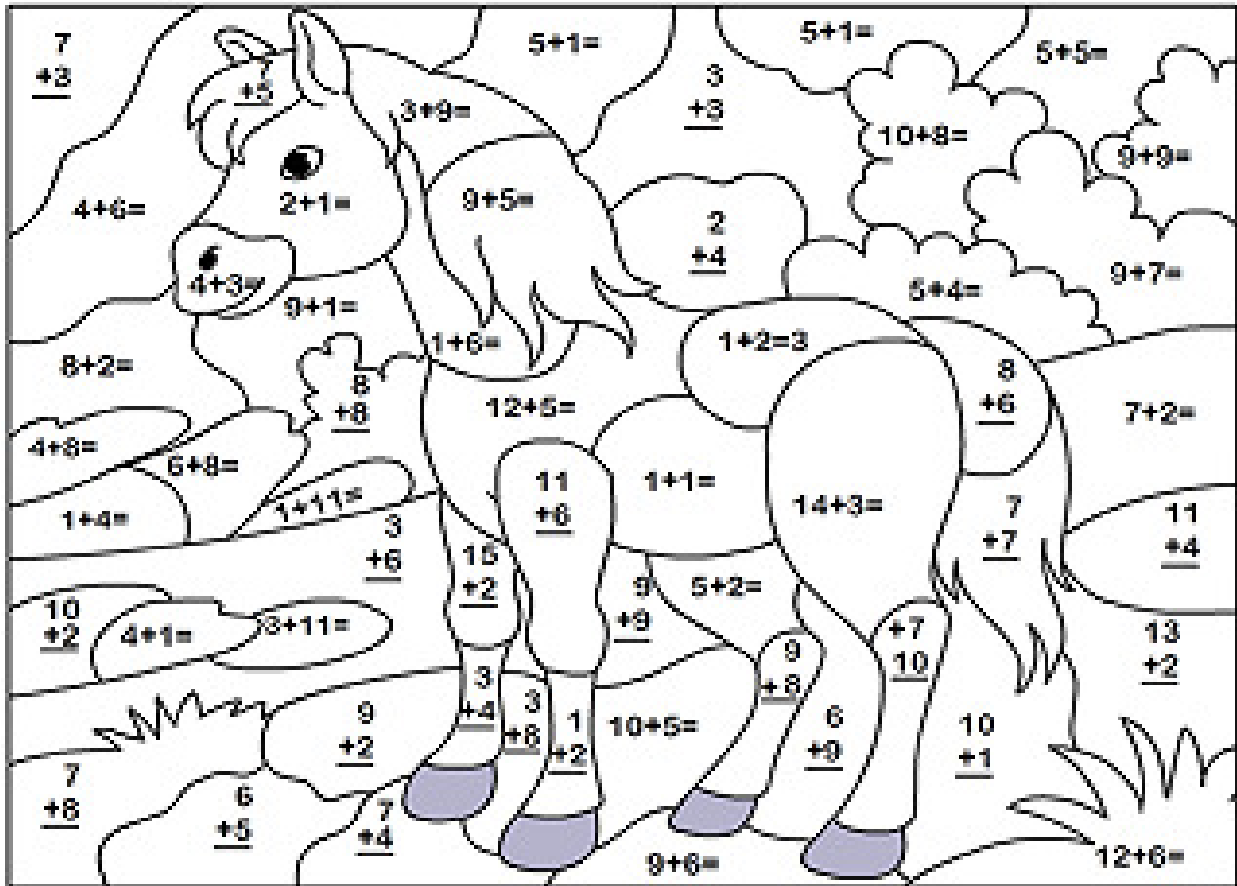
12	37	50	31	8	29	*							
----	----	----	----	---	----	---	--	--	--	--	--	--	--




Activity No. : 13

Subject / Theme : Mathematics

Title : Number Game

Add each number and color the picture by matching your addition answer with the color code numbers given below.



-  dark green 9,16,18
-  dark blue 10,6
-  gray 12,5,14

-  purple 15,11
-  brown 7,3,2,17

Activity No. : 14A

Subject / Theme : Mathematics

Title : Fill-in the Missing Numbers

10 + 13 = 23

? - 13 = 6

12 10 15

24 21 19

? - 6 = 6

? - 3 = 5




18 14 12

10 13 8

Activity No. : 14B

Subject / Theme : Mathematics

Title : Mathematics Word Problems

<p>Alan has 3 toy cars. He gets 3 more from his dad. How many toy cars does Alan have now?</p> 	<p>Show your work</p>
<p>Eric found 2 butterflies in the garden. His sister found 1 butterfly. How many butterflies do they find in all?</p> 	<p>Show your work</p>
<p>Amanda picked 5 apples from the backyard. Andy picked 2 apples. How many apples did they pick in all?</p> 	<p>Show your work</p>

Activity No. : 15

Subject / Theme : Creativity and Aesthetics

Title : Paper Roses

Let us make beautiful Paper Roses

Material Required

- Colored sheets
- Scissors (Safety to be ensured by Parent)
- Optional : Marker , Glue, Glitter .

Instructions

- Draw curves on paper as shown in picture.
- Cut the curves as shown in picture.
- Now roll it as shown in picture.
- Now paste it as shown in picture.

Your creative roses are ready.

