

Activity No. : 1

Subject / Theme : English Language

Title : Fun Reading

Task 1

Step - 1 : Read Lesson "Heidi" thoroughly.

Step - 2 : Find out difficult words from the lesson.

Step - 3 : Write their meanings and make sentences.

Task 2

Step – 1 : Read Lesson "A Daughter's Love" thoroughly.

Step – 2 : Find ten nouns and ten adjectives from the lesson.

Step – 3 : What will you do if you were King Lear, write in 10 lines.

Task 3

Step – 1 : Read Lesson "Good Neighbours" thoroughly.

Step – 2 : Find ten nouns and ten adjectives from the lesson.

Step – 3 : Write their meanings and make sentences.

Task 4

Step – 1 : Read the following story aloud.

ELEPHANT AND FRIENDS

One day an elephant wandered into a forest in search of friends. He saw a monkey on a tree. "Will you be my friend?" asked the elephant. Replied the monkey, "You are too big. You can not swing from trees like me." Next, the elephant met a rabbit. He asked him to be his friends. But the rabbit said, "You are too big to play in my burrow!" Then the elephant met a frog. "Will you be my friend? He asked. "How can I?" asked the frog. "You are too big to leap about like me." The elephant was upset. He met a fox next. "Will you be my friend?" he asked the fox. The fox said, "Sorry, sir, you are too big." The next day, the elephant saw all the animals in the forest running for their lives. The elephant asked them what the matter was. The bear replied, "There is a tiger in the forest. He's trying to gobble us all up!" The animals all ran away to hide. The elephant wondered what he could do to solve everyone in the forest. Meanwhile, the tiger kept eating up whoever he could find.

Activity No. : 1B

Subject / Theme : English Language

Title : Movie Time

Step - 1 : Watch the movie “The Chronicles of Narnia” (English).

Step - 2 : Now let us answer the following questions.

Write the names of major characters of the movie.

Which character did you like the most and why ?

Activity No. : 2A

Subject / Theme : Health and Well Being

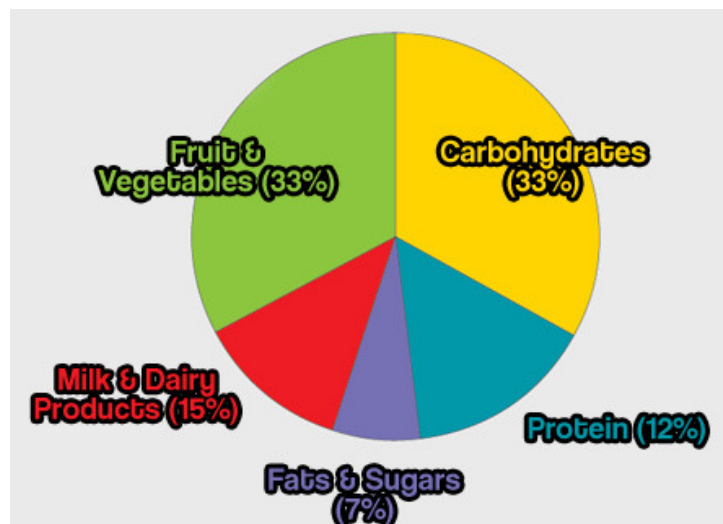

Title : Food Pyramid

Exploring The Food Pyramid

Write the names of the food groups

Color each Of the Food Groups

We need to eat foods from all the food groups!



Activity No. : 2B

Subject / Theme : Health and Well Being

Title : Chocolate Banana Smoothie

Ingredients

- 1 glass milk
- 1 Tablespoon honey
- 2 bananas (frozen)
- 1 Tablespoon cocoa powder.
- Chocolate (chopped into small pieces)

How to Make

- Combine and mix banana, milk, honey, and cocoa powder.
- Blend all the ingredient together.
- Pour it into the glass and mix chocolate in it.
- Your banana smoothie is ready.



Activity No. : 3A

Subject / Theme : English

Title : Riddle Time : Vocabulary Game

Egg Stamp Secret Towel Stars Stairs
 Phone Watch Onion Fire



Guess the answers from the given box :

Q: If I drink, I die. If I eat, I am fine. What am I? _____

Q: What travels around the world but stays in one spot? _____

Q: What do you have to break before you can use it? _____

Q: If you have me you want to share me but if you share me you lose me .

What am I ? _____

Q: Take Off My Skin – I Won't Cry, But You Will! What Am I ? _____

Q. I run distances often making many turns yet I never move one foot .

What am I ? _____

Q: You answer me although I never ask you questions . What am I ? _____

Q: The more it dries the wetter it becomes . What is it ? _____

Q: What goes up and down but doesn't move? _____

Q: At night they come out without being fetched and by day they are lost without being stolen.

What are they ? _____

Activity No. : 3B

Subject / Theme : English

Title : Noun

1. Take out your Book and Note-Book from your Bag.
2. Day 1 : Revise the topic of "Common Nouns and Proper Nouns" from your Book and Note-Book.
3. Day 2 : On the next day, revise the topic "Abstract Nouns and Concrete Nouns".
4. Day 3 : On the next day, revise the topic "Singular, Plural, and Collective Nouns".



Proper Nouns

Nouns are words that name **people**, **places** and **things** (including ideas and feelings).

Proper Nouns are words that name a specific **person**, **place** or **thing**.

Draw a box around the **proper nouns**.

March

Lincoln State Park

cereal

doctor

Main Street

Mr. Huttington





smartphone

tree

Olive Garden

Dr. Susan

Collective Nouns

	A group of stars is called _____
	A group of loaves is called a _____
	A group of flowers is called a _____
	A group of wild animals is called a _____

Singular - Plural

	foot _____
	fly _____
	book _____
	mouse _____
	penny _____
	snake _____
	fox _____
toy _____	

Activity No. : 4A

Subject / Theme : Science

Title : Plants - The Food Factories

HOW DO PLANTS MAKE FOOD ?

Step – 1 :On A-3 sheet : draw a picture showing the process of making food by plants.

Step – 2 :Now write the name of the process and its steps.

Activity No. : 4B

Subject / Theme : Science

Title : Plants – Adaptation

Step 1 : Collect the leaves of different plants and paste on A-3 Sheet.

Step 2 : Study their features and group them according to their common features. Complete the table.

Plant Name (Leaves)	Adaptation	Function


Activity No. : 4C

Subject / Theme : Science

Title : Scrap Book – Animal Adaptation

Step 1 : Collect and paste the pictures of given animals on different pages of scrap book. (Any Six)

Step 2 : Write three adaptation of each animal.

Camel, Polar Bear, Penguins, Dolphin, Monkey, Turtles, Frog, Eagle, and Giraffe	
--	---

Activity No. : 4D

Subject / Theme : Science



Title : Reproduction in Plants

Life Cycle

Materials Required : Thermocol plate, clay, markers etc.

Step 1 : Draw line/curves using marker.

Step 2 : Now using clay prepare different stages as shown in picture and Name the stages of life cycle.



Activity No. : 4E

Subject / Theme : Science

Title : First-Aid Box

Every home should have a First aid box in case someone gets hurt. Let us prepare a First – Aid Box.

Step 1 : Take a rectangular shoe box and cover it with a white chart paper.

Step 2 : Draw plus sign on the top of the box and paint it red.

Step 3 : Now collect all the materials to complete the box .

Material Required :

1. Band-Aid
2. Cotton
3. Dettol
4. Bandages
5. Doctor tape
6. Scissors
7. Plastic gloves
8. Thermometer
9. Safety pins



The box will be sent back home after review by the Class Teacher.

Activity No. : 5

Subject / Theme : Science / Env. Sc.

Title : Environment Day Activity

Environmental day is on 05 June....

Task 1 : Think of any 3 things you can do to save the environment this summer and practice them with your family. List out your efforts in your Note Book.

Task 2 : Make a beautiful poster to give message on "Save our Environment". Also write a slogan on it (Environment Day), using half white pastel chart.

Task 3 : Give water regularly to at-least 5 plants in your neighborhood.

Task 4 : Sow a seed (kidney bean , black gram, green gram) in the soil, water it regularly.

Observe it weekly and record the development in your own words.

Week	Observation
1 st Week	
2 nd Week	